


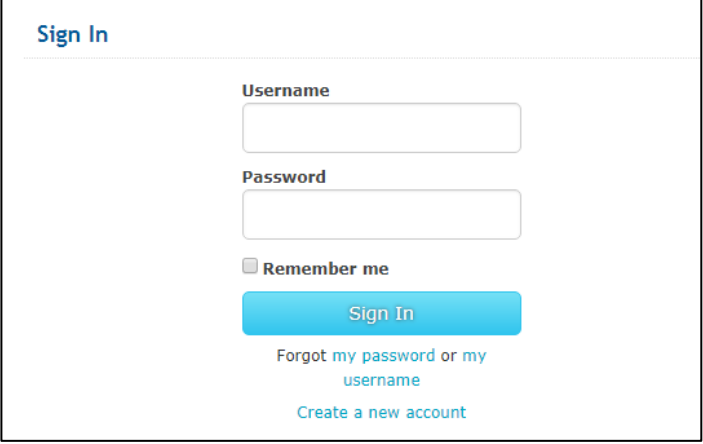


## Guide to CLSA's Continuing Education Courses on IJCAHPO's EyeCareCE

### Section 1: Viewing available courses

Step	Action																																																																																																						
1.	Go to CLSA's homepage: <a href="http://www.clsa.info">www.clsa.info</a>																																																																																																						
2.	Scroll to the bottom of the homepage and select the box titled "Access your Continuing Education" <div style="text-align: center; border: 1px solid black; padding: 10px; margin: 10px 0;">  </div>																																																																																																						
3.	This will load the "CLSA Course Spreadsheet" (all courses available at no cost to CLSA members). <ul style="list-style-type: none"> <li>Last two columns will indicate if course is available for NCLE and/or IJCAHPO Group A continuing education credit. Courses in <b>BOLD</b> are available for NCLE credit</li> <li>NCLE course expiration dates are listed in the fourth column</li> <li>Course Codes that are blue are hyperlinks (link directly to the course details on EyeCareCE)</li> <li>The Green Courses are Level 1: Basic</li> </ul> <table border="1" style="width: 100%; border-collapse: collapse; margin: 10px 0;"> <thead> <tr> <th colspan="6" style="text-align: center;">Level 1</th> </tr> <tr> <th>Course Code</th> <th>Title</th> <th>Faculty/Author</th> <th>NCLE Exp. Date</th> <th>NCLE</th> <th>IJCAHPO (Group A)</th> </tr> </thead> <tbody> <tr> <td><a href="#">CLAV1101</a></td> <td>Basic Optical Principles and Proper Lens Selection</td> <td>Michael Ward, FCLSA</td> <td></td> <td style="text-align: center;">0</td> <td style="text-align: center;">1</td> </tr> <tr> <td><a href="#">CLAV1102</a></td> <td>Relevant Ocular Anatomy and Physiology</td> <td>Keith Harrison, FCLSA</td> <td></td> <td style="text-align: center;">0</td> <td style="text-align: center;">1</td> </tr> <tr> <td><a href="#">CLAV1103</a></td> <td>Interview and Pre-Fit Considerations</td> <td>Diane Broe, FCLSA</td> <td style="text-align: center;">11/4/2018</td> <td style="text-align: center;">1</td> <td style="text-align: center;">1</td> </tr> </tbody> </table> <ul style="list-style-type: none"> <li>The Blue Courses are Level 2: Intermediate</li> </ul> <table border="1" style="width: 100%; border-collapse: collapse; margin: 10px 0;"> <thead> <tr> <th colspan="6" style="text-align: center;">Level 2</th> </tr> <tr> <th>Course Code</th> <th>Title</th> <th>Faculty/Author</th> <th>NCLE Exp. Date</th> <th>NCLE</th> <th>IJCAHPO (Group A)</th> </tr> </thead> <tbody> <tr> <td><a href="#">CLAV1201</a></td> <td>Toric Soft Lens Fitting</td> <td>B.W. Phillips, FCLSA</td> <td></td> <td style="text-align: center;">0</td> <td style="text-align: center;">1</td> </tr> <tr> <td><a href="#">CLAV1203</a></td> <td>Analysis of Corneal Topography</td> <td>Diane Broe, FCLSA, and Carri Ferguson, FCLSA, NCLE-AC, COT</td> <td></td> <td style="text-align: center;">0</td> <td style="text-align: center;">1</td> </tr> <tr> <td><a href="#">CLAV1204</a></td> <td>Principles of Rigid Lens Fitting</td> <td>B.W. Phillips, FCLSA</td> <td></td> <td style="text-align: center;">0</td> <td style="text-align: center;">1</td> </tr> <tr> <td><a href="#">CLAV1205</a></td> <td>Presbyopia and Monovision</td> <td>Mike Gzik, FCLSA</td> <td style="text-align: center;">7/15/2018</td> <td style="text-align: center;">1</td> <td style="text-align: center;">1</td> </tr> </tbody> </table> <ul style="list-style-type: none"> <li>The Orange Courses are Level 3: Advanced</li> </ul> <table border="1" style="width: 100%; border-collapse: collapse; margin: 10px 0;"> <thead> <tr> <th colspan="6" style="text-align: center;">Level 3</th> </tr> <tr> <th>Course Code</th> <th>Title</th> <th>Faculty/Author</th> <th>NCLE Exp. Date</th> <th>NCLE</th> <th>IJCAHPO (Group A)</th> </tr> </thead> <tbody> <tr> <td><a href="#">CLTX1311</a></td> <td>Wavefront and Adaptive Optics</td> <td>Mike Gzik, FCLSA</td> <td style="text-align: center;">7/15/2018</td> <td style="text-align: center;">1</td> <td style="text-align: center;">1</td> </tr> <tr> <td><a href="#">CLTX1312</a></td> <td>Review of the Corneal Reshaping aka: Orthokeratology</td> <td>Ken Kopp, FCLSA</td> <td></td> <td style="text-align: center;">0</td> <td style="text-align: center;">1</td> </tr> <tr> <td><a href="#">CLTX1315</a></td> <td>A Systematic Approach to Fitting Keratoconus Lenses</td> <td>Paul Rose, BOpt, BSc, FNZSCLP</td> <td style="text-align: center;">8/21/2018</td> <td style="text-align: center;">1</td> <td style="text-align: center;">1</td> </tr> <tr> <td><a href="#">CLTX1316</a></td> <td>A Guide to Improve GP Multifocal Fitting Success</td> <td>Stephen Cogger, FCLSA, NCLEC-AC</td> <td style="text-align: center;">9/27/2018</td> <td style="text-align: center;">1</td> <td style="text-align: center;">1</td> </tr> </tbody> </table> <ul style="list-style-type: none"> <li>All NCLE approved courses are approved as <b>TECHNICAL COURSES</b></li> <li>Course codes beginning with CLAV are audio/visual courses (PowerPoint Presentations) and course codes beginning with CLTX are articles (PDF documents)</li> <li>We recommend printing this spreadsheet for future reference</li> <li>On EyeCareCE, you can find courses by searching the course code listed in first column</li> </ul>	Level 1						Course Code	Title	Faculty/Author	NCLE Exp. Date	NCLE	IJCAHPO (Group A)	<a href="#">CLAV1101</a>	Basic Optical Principles and Proper Lens Selection	Michael Ward, FCLSA		0	1	<a href="#">CLAV1102</a>	Relevant Ocular Anatomy and Physiology	Keith Harrison, FCLSA		0	1	<a href="#">CLAV1103</a>	Interview and Pre-Fit Considerations	Diane Broe, FCLSA	11/4/2018	1	1	Level 2						Course Code	Title	Faculty/Author	NCLE Exp. Date	NCLE	IJCAHPO (Group A)	<a href="#">CLAV1201</a>	Toric Soft Lens Fitting	B.W. Phillips, FCLSA		0	1	<a href="#">CLAV1203</a>	Analysis of Corneal Topography	Diane Broe, FCLSA, and Carri Ferguson, FCLSA, NCLE-AC, COT		0	1	<a href="#">CLAV1204</a>	Principles of Rigid Lens Fitting	B.W. Phillips, FCLSA		0	1	<a href="#">CLAV1205</a>	Presbyopia and Monovision	Mike Gzik, FCLSA	7/15/2018	1	1	Level 3						Course Code	Title	Faculty/Author	NCLE Exp. Date	NCLE	IJCAHPO (Group A)	<a href="#">CLTX1311</a>	Wavefront and Adaptive Optics	Mike Gzik, FCLSA	7/15/2018	1	1	<a href="#">CLTX1312</a>	Review of the Corneal Reshaping aka: Orthokeratology	Ken Kopp, FCLSA		0	1	<a href="#">CLTX1315</a>	A Systematic Approach to Fitting Keratoconus Lenses	Paul Rose, BOpt, BSc, FNZSCLP	8/21/2018	1	1	<a href="#">CLTX1316</a>	A Guide to Improve GP Multifocal Fitting Success	Stephen Cogger, FCLSA, NCLEC-AC	9/27/2018	1	1
Level 1																																																																																																							
Course Code	Title	Faculty/Author	NCLE Exp. Date	NCLE	IJCAHPO (Group A)																																																																																																		
<a href="#">CLAV1101</a>	Basic Optical Principles and Proper Lens Selection	Michael Ward, FCLSA		0	1																																																																																																		
<a href="#">CLAV1102</a>	Relevant Ocular Anatomy and Physiology	Keith Harrison, FCLSA		0	1																																																																																																		
<a href="#">CLAV1103</a>	Interview and Pre-Fit Considerations	Diane Broe, FCLSA	11/4/2018	1	1																																																																																																		
Level 2																																																																																																							
Course Code	Title	Faculty/Author	NCLE Exp. Date	NCLE	IJCAHPO (Group A)																																																																																																		
<a href="#">CLAV1201</a>	Toric Soft Lens Fitting	B.W. Phillips, FCLSA		0	1																																																																																																		
<a href="#">CLAV1203</a>	Analysis of Corneal Topography	Diane Broe, FCLSA, and Carri Ferguson, FCLSA, NCLE-AC, COT		0	1																																																																																																		
<a href="#">CLAV1204</a>	Principles of Rigid Lens Fitting	B.W. Phillips, FCLSA		0	1																																																																																																		
<a href="#">CLAV1205</a>	Presbyopia and Monovision	Mike Gzik, FCLSA	7/15/2018	1	1																																																																																																		
Level 3																																																																																																							
Course Code	Title	Faculty/Author	NCLE Exp. Date	NCLE	IJCAHPO (Group A)																																																																																																		
<a href="#">CLTX1311</a>	Wavefront and Adaptive Optics	Mike Gzik, FCLSA	7/15/2018	1	1																																																																																																		
<a href="#">CLTX1312</a>	Review of the Corneal Reshaping aka: Orthokeratology	Ken Kopp, FCLSA		0	1																																																																																																		
<a href="#">CLTX1315</a>	A Systematic Approach to Fitting Keratoconus Lenses	Paul Rose, BOpt, BSc, FNZSCLP	8/21/2018	1	1																																																																																																		
<a href="#">CLTX1316</a>	A Guide to Improve GP Multifocal Fitting Success	Stephen Cogger, FCLSA, NCLEC-AC	9/27/2018	1	1																																																																																																		

Section 2: Access EyeCareCE

Step	Action
1.	<p>At the top of the spreadsheet, right-click on the following link: <a href="http://www.EyeCareCE.org">www.EyeCareCE.org</a> and select “Open in a new tab”</p>  <p>OR</p> <p>Enter the following link into your browser: <a href="http://eyecarece.icaipo.org">http://eyecarece.icaipo.org</a></p>
2.	<p>Click on “Sign In” in the upper-left corner of your browser</p> 
3.	<p>Enter your Username and Password and then click “Sign In”</p> <p>If you do not remember your CLSA Username and Password that was included in your membership renewal confirmation email:          Your Username should be your preferred email for CLSA          Your Password should be “uppercase” CLSA and your CLSA ID number (example: CLSA12345)  <b>If you are IJCAHPO certified, please use your certified log-in credentials for EyeCareCE.</b></p> <p>If you are unable to log in, please contact CLSA at (800) 296-9776 or <a href="mailto:clsa@clsa.info">clsa@clsa.info</a>.</p> 

NOTE: Once you are logged in, it will say “Sign Out” in the upper left corner.

4. Select "EyeCareCE Home"



5. To view all Contact Lens Courses, select the box titled "Contact Lens Fitters and Opticians "



6. Select "Browse Courses in EyeCareMarketplace"



NOTE: This will load ALL contact lens courses. Not all of these courses are free to CLSA members. Remember to verify which credit the course is approved for, before adding to your cart.

OR

Reference the "CLSA Course Spreadsheet" and enter a Course Code from the left-hand column into the Search Bar and select "Go!"




7. View Course Summary:
- Title
  - CE Credit offerings
  - Product Code
  - Your Price (if you are not logged in, this price will not be \$0)
  - Once you've found a course you'd like to complete, select "Details"

**SEARCH RESULTS**

---

Showing 1 - 10 of 80 Results      Sort by: Alphabetical by Title

**A Fresh Look at Lens Care: Avoiding Complications and Improving Outcomes**



Contact Lenses, Spectacles, Optical Dispensing


**NEW!** CE Credit(s): 1 JCAHPO Group A, NCLE CECs: 1 Credit (Level Three: Graduate Studies)

Product Code: CLTX1328

**Your Price: \$0.00**

Available for Immediate Access

[DETAILS](#)   [ADD TO CART](#)




8. View Course Details:
- Verify credits available

**PRODUCT DETAILS**

---

**A Fresh Look at Lens Care: Avoiding Complications and Improving Outcomes**



**NEW!** The latest generation of lens care products are comfortable, convenient, safe and effective when used properly. This article will review the current market offering of contact lens solutions for soft lens, gas permeable lens, and specialty lens cases. While contact lens wear is not a sterile event, it should be a clean one. Given proper wear and care compliance, contact lenses can provide amazingly good vision, comfort, and safety with few complications.

Course Code: CLTX1328  
 Provided by: CLSA  
 Instructor: Michael Ward, MMSC, FCLSA, FAAO  
 Level: Advanced


**Credits: 1 JCAHPO Group A, NCLE CECs: 1 Credit**  
 Format: Text or PDF

Available for Immediate Access

Your Price: \$0.00

[ADD TO CART](#)

QR CODE



9. Select “Add to Cart”

**PRODUCT DETAILS**

**A Fresh Look at Lens Care: Avoiding Complications and Improving Outcomes**



**NEW!** The latest generation of lens care products are comfortable, convenient, safe and effective when used properly. This article will review the current market offering of contact lens solutions for soft lens, gas permeable lens, and specialty lens cases. While contact lens wear is not a sterile event, it should be a clean one. Given proper wear and care compliance, contact lenses can provide amazingly good vision, comfort, and safety with few complications.

**Course Code:** CLTX1328  
**Provided by:** CLSA  
**Instructor:** Michael Ward, MMSC, FCLSA, FAAO  
**Level:** Advanced

**Credits:** 1 JCAHPO Group A, NCLE CECs: 1 Credit  
**Format:** Text or PDF

**Available for Immediate Access**  
**Your Price:** \$0.00

**ADD TO CART**

QR CODE

✉ f t in g v



10. When you have selected all of the courses you’d like to complete, select “View Cart/Checkout”

**Available for Immediate Access**  
**Your Price:** \$0.00

**ADD TO CART**

QR CODE

✉ f t in g v

Item added to cart! **VIEW CART / CHECKOUT**  **PLACE ORDER** 

NOTE: We recommend limiting the number of courses in your cart to 10.

11. Verify Total is \$0. If the amount is not \$0:

- Check to see if you are logged in (upper left corner)
- Verify that the course are completing is free to members on the “CLSA course spreadsheet”

	Total Price
	\$0.00
Subtotal:	\$0.00
Shipping:	\$0.00
Handling:	\$0.00
Tax:	\$0.00
<b>Total:</b>	<b>\$0.00</b>

12. When you are ready to complete checkout, select "Place Order"

Qty	Item Description
	<div style="display: flex; align-items: center;"> <span style="margin-right: 10px;">Delete</span> <span>A Fresh Look at Lens Care: Avoiding Complications and Improving Outcomes</span> </div>
Coupon <input type="text"/> <span style="margin-left: 20px;">APPLY</span>	

---

CONTINUE SHOPPING
PLACE ORDER

13. Verify all details are correct, and select "Place Order" a **second time**

Qty	Item Description
1	<div style="display: flex; align-items: center;"> <span>A Fresh Look at Lens Care: Avoiding Complications and Improving Outcomes</span> </div>

Send an additional copy via e-mail to:

*Enter email addresses separated by commas.*

There is no charge for the items in your cart.


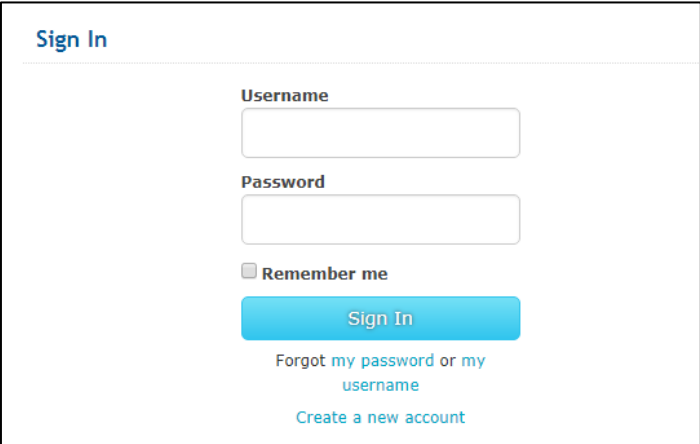

---

CONTINUE SHOPPING
VIEW CART / CHECKOUT
PLACE ORDER

NOTES:

- After a few moments, your receipt will appear on the screen.
- A copy of the receipt is automatically emailed to you as well.
- **Effective August 1, 2018: Access to online courses will expire 90 days after placing order.**


Section 3: Taking a Course

Step	Action
1.	Go to EyeCareCE.org at <a href="http://eyecarece.icaahpo.org">http://eyecarece.icaahpo.org</a>
2.	<p>Click on the “My Courses” tab</p> 
3.	<p>IF PROMPTED, enter your Username and Password and then click “Sign In”</p> <p>If you do not remember your CLSA Username and Password that was included in your membership renewal confirmation email:  Your Username should be your preferred email for CLSA  Your Password should be “uppercase” CLSA and your CLSA ID number (example: CLSA12345)  <b>If you are IJCAHPO certified, please use your certified log-in credentials for EyeCareCE.</b></p> <p>If you are unable to log in, please contact CLSA at (800) 296-9776 or <a href="mailto:clsa@clsa.info">clsa@clsa.info</a>.</p>  <p>Once you are logged in, it will say “Sign Out” in the upper left corner.</p>
4.	<p>Your courses will appear in alphabetical order. Find the course you’d like to complete, and select “Launch Course”</p> <p><b>Purchased Courses</b></p> 




5. Your course materials will display:
- User Guide
  - **Article** (PDF document) or **Lecture** (PowerPoint Presentation)
  - Quiz – you must pass the Quiz with a score of 80% or higher to receive credit
  - Curriculum Evaluation (Enable pop-ups to load and complete the course evaluation)
  - Certificate of Completion (Certificates are only available for NCLE approved courses, you must complete the quiz and curriculum evaluation for your certificate to load)


[Return to My Courses](#) → CLTX1328



Your progress 


## A Fresh Look at Lens Care: Avoiding Complications and Improving Outcomes

 User Guide

 Article


 Quiz

 Curriculum Evaluation 


 Certificate of Completion 

6. To print your certificate, select “Certificate of Completion”


[Return to My Courses](#) → CLTX1328


Your progress 



## A Fresh Look at Lens Care: Avoiding Complications and Improving Outcomes

 User Guide

 Article

 Quiz

 Curriculum Evaluation 

 Certificate of Completion 

7. Select “Get your Certificate”

## Summary of Previously Received Certificates

### Issued

Tuesday, 19  
December 2017,  
11:03 AM

Click the button below to open your certificate in a new browser window.

[Get your certificate](#)



8. This will load a PDF document. To print, select the printer icon in the upper-right corner of the browser, or right click on the certificate and select "Print" from the drop-down menu.

**CLSA UNIVERSITY**



## Continuing Education Certificate

**Course Title:** A Fresh Look at Lens Care: Avoiding Complications and Improving Outcomes

**Course Number:** CTEW272-3

**# of CECs:** 1

**Completion Date:** December 19th, 2017

**CLSA#:** CLTX1328

9. Follow the directions on the certificate to submit your earned credit to the NCLE:

This is to certify that the above named individual has completed this course approved by the National Contact Lens Examiners for the number of credits shown.


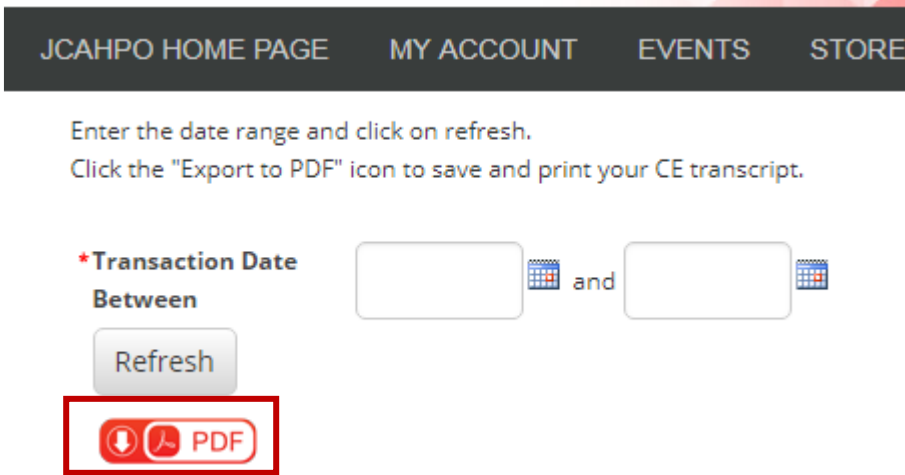
**INSTRUCTIONS:**

1. Print two copies of this certificate.
2. Retain one copy for your records.
3. Mail the other to the NCLE at: **6506 Loisdale Road, Suite 330, Springfield, VA 22150**

**NOTES:**

- You must complete the course prior to its NCLE expiration date.
- Print two copies of your certificate as soon after completing the course as possible – certificates are only available to print for 90 days from ordering.
- Courses are only available in your "My Courses" tab for 90 days from ordering.
- The date printed on the certificate will always be the date you completed the course.
- If your membership expires, you can still log in to print certificates from the "My Courses" tab
- If a course does not include a certificate, it is not eligible for NCLE credit. If you believe this to be an error, please contact CLSA at (800) 296-9776 or [clsa@clsa.info](mailto:clsa@clsa.info).
- Mail or fax your certificate directly to the NCLE.
- **CLSA does not maintain record of NCLE credits earned. Contact the NCLE if you have questions regarding credits you've submitted.**

Section 4: IJCAHPO Certificant Instructions

Step	Action
1.	<p>NOTE: For those who are IJCAHPO certified, courses that are eligible for IJCAHPO credit will automatically be added to your IJCAHPO transcript.</p> <p>To view your IJCAHPO transcript, return to the “My Courses” tab</p> 
2.	<p>Select “JCAHPO CE Transcript”</p> <p style="text-align: right;"><b>My Courses</b></p> <p><b>NOTE:</b> <i>Be certain pop-ups are enabled in your browser. Pop-ups are required to view some of your course content.</i></p> <p><small>It may take up to 24 hours for your Course Status to update.</small></p> <p>Click to go to your <a href="#">JCAHPO CE Transcript</a>.</p>
3.	<p>Select the “PDF” icon</p>  <p>Enter the date range and click on refresh.</p> <p>Click the "Export to PDF" icon to save and print your CE transcript.</p> <p>*Transaction Date Between <input type="text"/> and <input type="text"/></p> <p>Refresh</p> <p><b>PDF</b></p>